



BREEZE



Lightning Flash

A PAIR OF THOROUGHbred RACERS, the two Lightnings have an outstanding strength-to-weight ratio. The Lightning Flash, skillfully hand fillet-brazed and smoothed, is available in limited numbers only. The Lightning is TIG-welded. Both employ precision-ground bearings throughout.

Lightning Flash Shimano Deore XT. Bright Blue w/Moonglow Pearl. 23.7 lbs.

Lightning Shimano Deore XT. Deep Red Mica w/Moonglow Pearl. 23.6 lbs.

- Ritchey Logic Prestige tubing
- Tange Prestige Bi-Conical seat stays
- Ritchey Logic Force Directional fork
- Breeze stem with internal cable routing
- XT derailleurs with overbar shifting
- Ritchey cold-forged Logic cranks
- Ritchey 2014 aluminum chainwheels
- XT quill-type pedals w/toe clips
- Fisher double-budded 2017 alu. handlebars
- Ritchey Logic ultra-light brakes
- Ritchey Vantage Comp rims, 26" x 32°
- WheelSmith 14/15 ga. spokes w/alu. nipples
- Panaracer Smoke Comp tires w/Kevlar
- Ritchey Logic Racing saddle
- Ritchey Force Directional forged seat post
- SunTour XC Pro seat binder
- Breeze Hite-Rite

Head Angle: 71°

Fork Offset: 1.7"

Seat Angle: 73°

Top Tube Length (horizontal): 23"

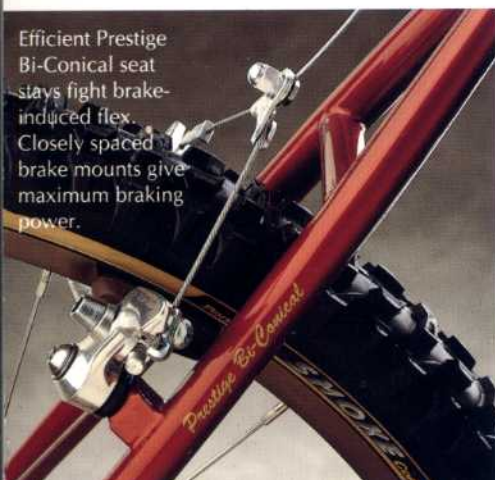
Chainstay Length: 16.7"

Bottom Bracket Height: 11.6"

Sizes (center to top): 17", 19" & 21"




Lightning



Efficient Prestige Bi-Conical seat stays fight brake-induced flex. Closely spaced brake mounts give maximum braking power.



Bulge-budded seat tube is stronger and straighter. Separate seat binder allows easy quick release. Rigid brake hanger reduces flex, smooths cable routing.



Full-section, offset seat stays and chain stays stiffen frame. Ritchey's short vertical dropouts save weight.

Thunder

DESIGNED FOR SERIOUS GROUND-POUNDING, the Thunder and Storm are built with stouter tubing and longer chainstays. The bottom bracket is kicked up for single-track boulder-hopping.

Thunder Shimano Deore XT derailleurs, brakes, hubs, pedals and cranks. Ritchey Logic Comp bottom bracket and headset. Midnight Blue w/Moonglow Pearl. 26.5 lbs.

Storm Shimano Deore DX derailleurs, brakes, hubs, pedals, cranks and bottom bracket. Ritchey Logic headset. Aztec Red w/Moonglow Pearl. 27 lbs.

Both Thunder and Storm have:

- Ritchey Logic Cro-Moly tubing
- Tange Prestige Bi-Conical seat stays
- Ritchey Logic Force Directional fork
- Breeze stem with internal cable routing
- Overbar shifting
- Quill-type pedals w/toe clips
- Ritchey Vantage Expert rims, 26" x 32°
- Asahi 14-gauge spokes
- Panaracer Smoke tires
- Avocet Racing 1 saddle
- Ritchey FD forged seat post
- Breeze Hite-Rite

Head Angle: 71°

Fork Offset: 1.7"

Seat Angle: 73°

Top Tube Length (horizontal): 23"

Chainstay Length: 16.9"

Bottom Bracket Height: 11.8"

Sizes (center to top): 17", 19" & 21"



Storm

Specifications subject to change without notice.

Breeze stem has protected cable routing. Stem cable stop removes stress from steerer threads. Stem stub is trimmed for safety.




Flared elliptical seat tube reduces pedaling flex. Shimano cable guide's improved plastic fights friction even when bone-dry.



Headset spacer allows use of any headset or lower stem height.

Wide spacing of top and down tubes gives greatest strength per head tube length. Housing stops are positioned for minimum housing length.





JOE BREEZE grew up near Mt. Tamalpais in Marin County, California. While racing road bikes he studied their design, and he built his first frames in 1974. That same year, he and some friends began taking old balloon-tired "clunker" bikes out for rides on mountain trails. Joe consistently led the pack in early downhill races—all the while noticing what made some bikes perform better than others.

In 1977, Joe built the first modern mountain bike frames. Those chrome-moly steel Breezer frames weighed half as much as the old clunker frames. Designed and built specifically for the tough demands of off-road riding and fitted with the best available parts including 18 gears, Joe's first ten Breezers marked the beginning of a new industry.

Joe Breeze has continued to design and build high-end custom bikes and parts, helping the mountain bike evolve to the sleek designs of today. His bikes are known for their integrity, efficiency, excellent handling and classic good looks.

The 1991 Breezers, designed entirely by Joe Breeze, are built to his exacting specifications. The many design refinements and exceptional parts specifications reflect Joe's uncompromising standards for every detail.

Sole U.S. Distributor:
The Merry Sales Co.
 1415 San Mateo Avenue
 South San Francisco CA 94080
 Phone (415) 871-8870
 Outside CA (800) 245-9959
 Fax (415) 589-1222

